

P60 LIGHT PATCH

Dimmers

Dimmers	Fixture	Multi	Dimmer CH/ 230V 16A
1.476	ACL back	B8	1
1.477	ACL side	O8	2
1.478	Source Four zoom profile	K3	3
1.479	Source Four zoom profile	K4	4
1.480	Source Four zoom profile	K5	5
1.481	Source Four zoom profile	K6	6
1.482	Front spot 26°	H1	7
1.483	Front spot 36°	H2	8
1.484	Front spot 26°	H3	9
1.485	Front spot 36°	H4	10
1.486	Front spot 36°	H5	11
1.487	Front spot 26°	H6	12
1.488	Front spot 36°	H7	13
1.489	Front spot 26°	H8	14
1.490	Par 56 Hall	N5	15
1.491	Par 56 Hall	N6	16
1.492	Par 56 Hall	N7	17
1.493	Par 56 Hall	N8	18
1.494	Belt Light Hall	K7	19
1.495 - 1.512	Spare/Free dimmers		20 - 36

CHAUVET MAVERICK FORCE S SPOT (MH Spot)

CHAUVET MAVERICK FORCE S SPOT	Fixture ID	Location	Multi	230V 16A CH	Mode
1.001	1	Top truss	E1	1	29CH
1.030	2	Top truss	E1	1	29CH
1.059	3	Top truss	E1	1	29CH
1.088	4	Top truss	E1	1	29CH
2.001	5	Back truss	B1	2	29CH
2.030	6	Back truss	B1	2	29CH
2.059	7	Back truss	B1	2	29CH
2.088	8	Back truss	B1	2	29CH
3.001	9	Layher	O1	3	29CH
3.030	10	Layher	O1	3	29CH
3.059	11	Layher	O1	3	29CH
3.088	12	Layher	O1	3	29CH
4.001	13	Floor/Hall	P1/N1	4	29CH
4.030	14	Floor/Hall	P1/N1	4	29CH
4.059	15	Floor/Hall	P1/N1	4	29CH
4.088	16	Floor/Hall	P2/N2	5	29CH
4.117	17	Floor/Hall	P2/N2	5	29CH
4.146	18	Floor/Hall	P2/N2	5	29CH

Chauvet Rogue R1 BeamWash (MH Wash)

Chauvet Rogue R1 BeamWash	Fixture ID	Location	Multi	230V 16A CH	Mode
1.117	19	Top truss	E2	6	21CH
1.138	20	Top truss	E2	6	21CH
1.159	21	Top truss	E2	6	21CH
1.180	22	Top truss	E2	6	21CH
2.117	23	Back truss	B2	7	21CH
2.138	24	Back truss	B2	7	21CH
2.159	25	Back truss	B2	7	21CH
2.180	26	Back truss	B2	7	21CH
3.117	27	Layher	O2	8	21CH
3.138	28	Layher	O2	8	21CH
3.159	29	Layher	O2	8	21CH
3.180	30	Layher	O2	8	21CH
4.175	31	Front	I1	9	21CH
4.196	32	Front	I1	9	21CH
4.217	33	Front	I1	9	21CH
4.238	34	Front	I1	9	21CH

Chauvet Colorado 2 Solo (LED Par Can)

Chauvet Colorado 2 Solo	Fixture ID	Location	Multi	230V 16A CH	Mode
1.201	35	Top truss	E3	10	17CH STD.Y
1.218	36	Top truss	E3	10	17CH STD.Y
1.235	37	Top truss	E3	10	17CH STD.Y
1.252	38	Top truss	E3	10	17CH STD.Y
1.269	39	Top truss	E3	10	17CH STD.Y
1.286	40	Top truss	E3	10	17CH STD.Y
2.201	41	Back truss	B3	11	17CH STD.Y
2.218	42	Back truss	B3	11	17CH STD.Y
2.235	43	Back truss	B3	11	17CH STD.Y
2.252	44	Back truss	B3	11	17CH STD.Y
2.269	45	Back truss	B3	11	17CH STD.Y
2.286	46	Back truss	B3	11	17CH STD.Y
3.201	47	Side left	O3	12	17CH STD.Y
3.218	48	Side left	O3	12	17CH STD.Y
3.235	49	Side left	O3	12	17CH STD.Y
3.252	50	Side right	O3	12	17CH STD.Y
3.269	51	Side right	O3	12	17CH STD.Y
3.286	52	Side right	O3	12	17CH STD.Y
4.259	53	Hall	N2	5	17CH STD.Y
4.276	54	Hall	N2	5	17CH STD.Y
4.293	55	Hall	N2	5	17CH STD.Y

OXO Funstrip (Sunstrip)

OXO Funstrip	Fixture ID	Location	Multi	230V 16A CH	Mode
3.303	56	Layher	O4	16	10CH
3.313	57	Layher	O4	16	10CH
3.323	58	Layher	O4	16	10CH
3.333	59	Layher	O4	16	10CH
3.343	60	Layher	O5	17	10CH
3.353	61	Layher	O5	17	10CH
3.363	62	Layher	O5	17	10CH
3.373	63	Layher	O5	17	10CH

Chauvet Strike Array 4 (Blinders, 4-blind)

Chauvet Strike Array 4	Fixture ID	Location	Multi	230V 16A CH	Mode
1.303	64	Top truss L	E5	18	13CH
1.316	65	Top truss R	E5	18	13CH
2.303	66	Back truss C	B6	19	13CH

Chauvet Strike Array 1 (Blinders, 8 cells)

Chauvet Strike Array 1	Fixture ID	Location	Multi	230V 16A CH	Mode
3.383	67	Layher	O6	20	P8-46CH

Chauvet Strike Bolt 1C

Chauvet Strike Bolt 1C	Fixture ID	Location	Multi	230V 16A CH	Mode
1.329	68	Top truss L	E4	13	40CH
1.369	69	Top truss R	E4	13	40CH
3.429	70	Layher	O7	14	40CH
3.469	71	Layher	O7	14	40CH

Ovation E-260WW (Zoom Profile Spot)

Ovation E-260WW	Fixture ID	Location	Multi	230V 16A CH	Mode
4.310	72	Carre truss	K2	21	6CH
4.316	73	Carre truss	K2	21	6CH

HALL RGBW LED (LED Strip)

HALL RGBW LED	Fixture ID	Location	Mode
4.479	74	Hall Left	RGBW (4ch)
4.483	75	Hall Bar	RGBW (4ch)
4.487	76	Hall Back	RGBW (4ch)
4.491	77	Hall Right	RGBW (4ch)
4.495	78	Hall Balcony Left	RGBW (4ch)
4.499	79	Hall Balcony Back	RGBW (4ch)
4.503	80	Hall Balcony Right	RGBW (4ch)

Haze & Smoke Machines

Haze & Smoke Machines	Fixture	Mode
4.509	Smoke machine	1CH
3.510	Hazer stage	2CH (1-Haze, 2-Fan)
4.510	Hazer hall	2CH (1-Haze, 2-Fan)

MISC.

MISC.	Location	Multi	230V 16A CH
Panasonic 4800 Ansi Lumen Projector	Carre truss	K1	22 HDMI

Free DMX Channels















sACN NODE OUTPUT	FREE CHANNELS	
Line 1	1.409 - 1.475	66 channels
Line 2	2.409 - 2.512	103 channels
Line 3	FULL	FULL
Line 4	4.322 - 4.478	156 channels
Line 5	Free	Free
Line 6	Free	Free
Line 7	Free	Free
Line 8	Free	Free

Network

Device	IP	SUBNET MASK
HOUSE LIGHT DESK	2.0.0.1	255.0.0.0
sACN NODE (8CH)	2.0.0.2	255.0.0.0
GUEST LIGHT DESK	2.0.0.3	255.0.0.0

P60

Symbol key

-  Maverick Force S Spot (12)
-  Rogue R1 BeamWash (16)
-  COLORado 2 Solo (21)
-  Strike Array 4 (3)
-  Strike 1 (8)
-  Strike Bolt 1C (4)
-  FunStrip DMX (7)
-  ACL
-  Source Four PAR MCM (7)
-  Source Four Zoom 25°-50° (4)
-  Ovation E-260WW (2)
-  Source Four 36° (4)
-  Source Four 26° (4)
-  PT-EZ580 (1)

Project P60

Project location
Stadsplein 100A 11817M
Amstelveen

Drawing author
Dion Plasmeijer

P60

